

## RATES FOR FREE TV

CATEGORY	ANNUAL LICENSE FEE
Free TV	1% of Annual Gross Ad Revenue subject to minimum fee  Government-Operated Free TV: 2% of Annual Gross Revenue (including government subsidies) subject to a minimum fee

*The rates indicated are net of Value Added Tax*

*A 40% penalty fee shall be imposed on top of the assessed license fee if copyrighted musical compositions under FILSCAP's worldwide repertoire are used prior to securing the necessary license.*

For the Rates & Licensing Committee:

  
MS. RACHEL DACILLO  
Chairman

01/23/18



## RATES FOR CABLE TV BROADCAST

CATEGORY	ANNUAL LICENSE FEE
Cable TV	2% of Annual Gross Revenue subject to minimum fee

*The rates indicated are net of Value Added Tax*

*A 40% penalty fee shall be imposed on top of the assessed license fee if copyrighted musical compositions under FILSCAP's worldwide repertoire are used prior to securing the necessary license.*

For the Rates & Licensing Committee:

  
MS. RACHEL DACILLO  
Chairman

## RATES FOR RADIO BROADCAST

### FM RADIO STATIONS

FM STATIONS AREA	NUMBER OF SONGS PLAYED PER HOUR	RATE PER HOUR
------------------	---------------------------------	---------------

Metro Manila & Major Cities	8 songs or more	14.71
	6 to 7 songs	11.04
	4 to 5 songs	7.35
	3 songs or less	3.69

Primary Areas	8 songs or more	11.68
	6 to 7 songs	8.76
	4 to 5 songs	5.85
	3 songs or less	2.92

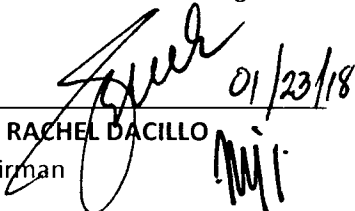
Secondary Areas	8 songs or more	4.33
	6 to 7 songs	3.25
	4 to 5 songs	2.16
	3 songs or less	1.09

Tertiary Areas	8 songs or more	3.46
	6 to 7 songs	2.60
	4 to 5 songs	1.73
	3 songs or less	0.87

The rates indicated are net of Value Added Tax

**A 40% penalty fee shall be imposed on top of the assessed license fee if copyrighted musical compositions under FILSCAP's worldwide repertoire are used prior to securing the necessary license.**

For the Rates & Licensing Committee:

 01/23/18  
 MS. RACHEL DACILLO  
 Chairman

### AM RADIO STATIONS

AM STATIONS AREA	PERCENTAGE OF MUSIC CONTENT PER HOUR	RATE PER HOUR
------------------	--------------------------------------	---------------

Metro Manila & Major Cities	75% to 100%	14.71
	50% to less than 75%	11.04
	25% to less than 50%	7.35
	Less than 25%	3.69

Primary Areas	75% to 100%	11.68
	50% to less than 75%	8.76
	25% to less than 50%	5.85
	Less than 25%	2.92

Secondary Areas	75% to 100%	2.60
	50% to less than 75%	1.96
	25% to less than 50%	1.30
	Less than 25%	0.66

Tertiary Areas	75% to 100%	2.42
	50% to less than 75%	1.82
	25% to less than 50%	1.21
	Less than 25%	0.61

## CLASSIFICATION OF BROADCAST AREAS

<b>Metro Manila &amp; Major Cities</b>	Bacolod City, Negros Occidental
	Cebu City
	Davao City
	Iloilo City
	Metro Manila

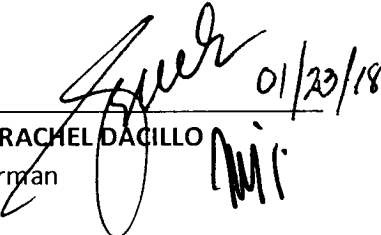
<b>Primary Areas</b>	Baguio
	Cagayan De Oro, Misamis Oriental
	Dagupan, Pangasinan
	Naga, Camarines Sur

<b>Secondary Areas</b>	Albay, Legaspi City
	Butuan City, Agusan Del Norte
	Cabanatuan, Nueva Ecija
	Cauayan, Isabela
	Dumaguete, Negros Oriental
	Gen. Santos, Cotabato Del Sur
	Laoag City, Ilocos Norte
	Lucena City, Quezon
	Maguindanao
	Ozamis, Misamis Oriental
	San Fernando, La Union
	Santiago City
	Tacloban, Leyte
	Tarlac
	Tuguegarao, Cagayan
Zamboanga City	

<b>Tertiary Areas</b>	Bangued, Abra
	Daet, Camarines Norte
	Dipolog City, Zamboanga Del Norte
	Iligan, Lanao del Norte
	Ilocos Sur
	Infanta, Quezon
	Jolo, Sulu
	Masbate
	Pagadian City, Zamboanga Del Sur
	Pampanga
	Roxas, Capiz
	San Pedro, Laguna
	Solano, Nueva Ecija
	Sorsogon City
	Surigao City, Surigao Del Norte
	Surigao Del Sur
	Tagbilaran, Bohol
Zambales	

*Note: Any broadcast area not included in the official classification of broadcast areas shall be deemed a tertiary area unless otherwise categorized.*

For the Rates & Licensing Committee:

 01/23/18  
 MS. RACHEL DACILLO  
 Chairman

## RATES FOR HOTELS, MOTELS, INNS, RESORTS

MUSIC USAGE AND BASIS OF RATE	ANNUAL RATES			
	METRO MANILA		PROVINCIAL	
	3 Stars or More	Less than 3 Stars	3 Stars or More	Less than 3 Stars
<b>Live Music*</b>				
Previous Year's Gross Annual Expenditure (GAE) for Music				
First Php 2M	3.33%	2.33%	2.66%	2.26%
Amount in Excess of Php 2M	2.40%	1.68%	1.92%	1.63%
Minimum Fee	33,275.00	13,310.00	26,620.00	6,655.00
<b>Mechanical Music in Lobby, Function Rooms, Casino and other Common Areas</b>				
Lobby and other Common Areas				
25sqm or less	2,662.00	1,863.40	2,129.60	1,810.16
26sqm - 50sqm	3,327.50	2,329.25	2,662.00	2,262.70
51sqm - 100sqm	3,993.00	2,795.10	3,194.40	2,715.24
101sqm - 200sqm	4,658.50	3,260.95	3,726.80	3,167.78
201sqm - 300sqm	5,324.00	3,726.80	4,259.20	3,620.32
301sqm - 400sqm	5,989.50	4,192.65	4,791.60	4,072.86
401sqm - 500sqm	6,655.00	4,658.50	5,324.00	4,525.40
501sqm - 600sqm	7,986.00	5,590.20	6,388.80	5,430.48
601sqm - 700sqm	9,317.00	6,521.90	7,453.60	6,335.56
701sqm - 800sqm	10,648.00	7,453.60	8,518.40	7,240.64
801sqm - 900sqm	11,979.00	8,385.30	9,583.20	8,145.72
901sqm - 1000sqm	13,310.00	9,317.00	10,648.00	9,050.80
Each additional sqm	9.52	6.66	7.61	6.47
Guest Rooms				
per room	102.49	71.74	81.99	69.69

*If admission fees are charged, the performance will be assessed based on FILSCAP's rates for ticketed concerts/shows.*

*The rates indicated are net of Value Added Tax*

***A 40% penalty fee shall be imposed on top of the assessed license fee if copyrighted musical compositions under FILSCAP's worldwide repertoire are used prior to securing the necessary license.***

For the Rates & Licensing Committee:

MS. RACHEL DACILLO  
Chairman

*[Signature]* 01/23/18  
*[Signature]*



**RATES FOR RESTAURANTS, FAST FOOD, CANTEEN, CAFE, COFFEE SHOPS and Similar Establishments**

MUSIC USAGE AND BASIS OF RATE	ANNUAL RATES	
	METRO MANILA	PROVINCIAL
<b>Mechanical Music</b>		
Not more than 50 seats	6,655.00	5,324.00
51-75 seats	8,651.50	6,921.20
76-100 seats	10,648.00	8,518.40
Each additional seat	53.24	42.59
<b>Mechanical with Live Music</b>		
Not more than 50 seats	9,982.50	7,986.00
51-75 seats	13,310.00	10,648.00
76-100 seats	16,637.50	13,310.00
Each additional seat	106.48	85.18

*The rates indicated are net of Value Added Tax*

***A 40% penalty fee shall be imposed on top of the assessed license fee if copyrighted musical compositions under FILSCAP's worldwide repertoire are used prior to securing the necessary license.***

For the Rates & Licensing Committee:


  
 MS. RACHEL DACILLO
   
 Chairman
   
 01/23/18
   


## RATES FOR FOOD CHAINS

MUSIC USAGE AND BASIS OF RATE	ANNUAL RATES	
	METRO MANILA	PROVINCIAL
<b>Minimum of 25 Branches</b>		
First 25 branches	5,324.00	4,259.20
Next 25 branches	4,791.60	3,833.28
Next 25 branches	3,993.00	3,194.40
Each additional branch	3,327.50	2,662.00
<b>If over 300 branches</b>		
First 100 branches	3,327.50	2,662.00
Next 100 branches	2,701.93	2,161.54
Next 100 branches	2,049.74	1,639.79
Each additional branch	1,331.00	1,064.80

*The rates indicated are net of Value Added Tax*

***A 40% penalty fee shall be imposed on top of the assessed license fee if copyrighted musical compositions under FILSCAP's worldwide repertoire are used prior to securing the necessary license.***

For the Rates & Licensing Committee:

  
 MS. RACHEL DACILLO  
 Chairman

01/23/18



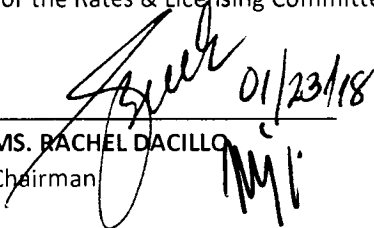
**RATES FOR MUSIC LOUNGES, BARS, DANCE CLUBS, KTV**

CATEGORY	MUSIC USAGE AND BASIS OF RATE	RATES	
		METRO MANILA	PROVINCIAL
MUSIC LOUNGES, BARS, PUBS, RESTOBARS and Similar Establishments	<b>Mechanical Music</b>	DAILY RATES	
	If capacity is 50 seats or less	38.60	30.88
	If capacity is 51-100 seats	58.56	46.85
	If capacity is 101-300 seats	84.60	67.68
	If capacity is 301-500 seats	117.13	93.70
	If capacity is 501 seats or more	136.65	109.32
	<b>Mechanical with Live Music</b>		
	If capacity is 50 seats or less	89.18	71.34
	If capacity is 51-100 seats	130.17	104.14
	If capacity is 101-300 seats	156.17	124.93
	If capacity is 301-500 seats	188.71	150.97
	If capacity is 501 seats or more	221.24	176.99
DANCING VENUES (Primarily Meant for Dancing)	<b>Mechanical Music</b>	DAILY RATES	
	If capacity is 100 seats or less	72.47	57.98
	If capacity is 101-300 seats	109.37	87.49
	If capacity is 301-500 seats	144.95	115.96
	If capacity is 501 seats or more	217.42	173.94
	<b>Mechanical with Live Music</b>		
	If capacity is 100 seats or less	144.95	115.96
	If capacity is 101-300 seats	184.48	147.58
	If capacity is 301-500 seats	210.83	168.66
If capacity is 501 seats or more	289.89	231.91	
KTV BARS	<b>Audio-Visual Music</b>	ANNUAL RATE PER ROOM	
	If room capacity is 1-5 pax	1,331.00	1,064.80
	If room capacity is 6-10 pax	1,663.75	1,331.00
	If room capacity is 10 or more pax	1,996.50	1,597.20
	<b>Mechanical Music in Lobby / Common Areas</b>	ANNUAL RATES	
	25sqm or less	2,662.00	2,129.60
	26sqm - 50sqm	3,327.50	2,662.00
	51sqm - 100sqm	3,993.00	3,194.40
Each additional sqm	9.52	7.61	

The rates indicated are net of Value Added Tax

A 40% penalty fee shall be imposed on top of the assessed license fee if copyrighted musical compositions under FILSCAP's worldwide repertoire are used prior to securing the necessary license.

For the Rates & Licensing Committee:

 01/23/18  
 MS. RACHEL DACILLO  
 Chairman



# RATES FOR MUSIC CENTRIC CONCERTS, SHOWS, or EVENTS

**Basis for Assessment:**

**1. 2% of Net Ticket Sales (subject to minimum fee which is determined based on seating capacity)**

Ticket Sales = Gross Ticket Sales

Less: Actual Amusement Tax (max 30% of GTS)

Actual Commission of Ticket Outlets (max 10% of GTS)

**2. Complimentary Tickets with no Printed Value**

A. No charge if number of complimentary tickets is not more than 10% of the total number of tickets sold.

B. If quantity is more than 10% of tickets sold, the excess will be assessed based on 1% of the total value of the said complimentary tickets.

C. Each complimentary ticket shall be valued based on the equivalent price of a ticket in the same section/category (e.g., VIP, Lower Box, etc.).

CATEGORY	SEATING CAPACITY	LOCAL CONCERT/EVENT		FOREIGN CONCERT/EVENT		
		Minimum Fee	Security Bond	Minimum Fee	Security Bond	
TICKETED CONCERTS, SHOWS OR EVENTS	1-500 seats	5,000.00	5,000.00	7,500.00	7,500.00	
	501-1000 seats	7,500.00	7,500.00	10,000.00	10,000.00	
	1001-2000 seats	10,000.00	10,000.00	15,000.00	15,000.00	
	2001-3000 seats	12,500.00	12,500.00	17,500.00	17,500.00	
	3001-4000 seats	15,000.00	15,000.00	20,000.00	20,000.00	
	4001-5000 seats	17,500.00	17,500.00	22,500.00	22,500.00	
	5001-6000 seats	20,000.00	20,000.00	25,000.00	25,000.00	
	6001-7000 seats	22,500.00	22,500.00	30,000.00	30,000.00	
	7001-8000 seats	25,000.00	25,000.00	35,000.00	35,000.00	
	8001-9000 seats	27,500.00	27,500.00	45,000.00	45,000.00	
	9001-10000 seats	30,000.00	30,000.00	50,000.00	50,000.00	
	10001-12500 seats	40,000.00	40,000.00	60,000.00	60,000.00	
	12501-15000 seats	50,000.00	50,000.00	70,000.00	70,000.00	
	15001-17500 seats	60,000.00	60,000.00	80,000.00	80,000.00	
	17501-20000 seats	70,000.00	70,000.00	100,000.00	100,000.00	
	20001-30000 seats	80,000.00	80,000.00	110,000.00	110,000.00	
	30001-40000 seats	90,000.00	90,000.00	120,000.00	120,000.00	
	40001-50000 seats	100,000.00	100,000.00	130,000.00	130,000.00	
	Over 50,000 seats	110,000.00	110,000.00	140,000.00	140,000.00	
	<b>Assessment based on Fixed or Flat Rate (Optional)</b>					
	<b>CONCERT/EVENT VENUES</b>		<b>FLAT / FIXED FEE</b>			
		<b>Local Concert</b>				
SM Mall of Asia Arena *		60,000.00				
Smart Araneta Coliseum *		60,000.00				
Globe Circuit Event Grounds *		60,000.00				
Cuneta Astrodome *		60,000.00				
World Trade Center		40,000.00				
*Only for concerts with a maximum of 10,000 seating capacity. All other concerts (i.e., above 10,000 seats) will be assessed based on ticket sales.						

The rates indicated are net of Value Added Tax

NON-TICKETED CONCERTS, SHOWS OR EVENTS	CONCERTS, SHOWS OR EVENTS (Music Centric) 2% of Total Production Cost	
	Minimum Fee	
		10,000.00

The rates indicated are net of Value Added Tax

A 40% penalty fee shall be imposed on top of the assessed license fee if copyrighted musical compositions under FILSCAP's worldwide repertoire are used prior to securing the necessary license.

For the Rates & Licensing Committee:

*[Signature]* 01/23/18  
 MS. BACHEL DACCILLO  
 Chairman

**RATES FOR NON-MUSIC CENTRIC SHOWS or EVENTS**

CATEGORY	SEATING CAPACITY*	Fixed or Flat Fee (For a 5-hour show/event**)
<b>TICKETED SHOWS OR EVENTS</b>	1-500 seats	2,500.00
	501-1000 seats	3,750.00
	1001-2000 seats	5,000.00
	2001-3000 seats	6,250.00
	3001-4000 seats	7,500.00
	4001-5000 seats	8,750.00
	5001-6000 seats	10,000.00
	6001-7000 seats	11,250.00
	7001-8000 seats	12,500.00
	8001-9000 seats	13,750.00
	9001-10000 seats	15,000.00
	10001-12500 seats	20,000.00
	12501-15000 seats	25,000.00
	15001-17500 seats	30,000.00
	17501-20000 seats	35,000.00
	20001-30000 seats	40,000.00
	30001-40000 seats	45,000.00
40001-50000 seats	50,000.00	
Over 50,000 seats	55,000.00	

*If assessment cannot be made based on seating capacity, the event will be assessed based on the number of participants.*

*\*\*If the event/show will exceed 5 hours, the excess time will be charged on a pro-rata basis.*


*The rates indicated are net of Value Added Tax*

<b>NON-TICKETED SHOWS OR EVENTS</b>	<b>OTHER EVENTS (Non-Music Centric) 2% of Gross Expenditure for Music</b>	
	Minimum Fee	5,000.00

*The rates indicated are net of Value Added Tax*

**A 40% penalty fee shall be imposed on top of the assessed license fee if copyrighted musical compositions under FILSCAP's worldwide repertoire are used prior to securing the necessary license.**

For the Rates & Licensing Committee:

  
 MS. RACHEL DACILLO  
 Chairman

## RATES FOR DRAMA, PLAY, CULTURAL SHOWS, and OTHER SIMILAR EVENTS

### A. TICKETED DRAMATICO-MUSICAL SHOW

#### 1. Gross Ticket Sales Per Show (subject to minimum fee determined based on seating capacity)

Public Performance	$\frac{2\% \text{ of Gross Ticket Sales per show}}{\text{Total No. of Songs Used}}$	x	No. of Administered Songs Used
Reproduction	$\frac{2\% \text{ of Gross Ticket Sales per show}}{\text{Total No. of Songs Used}}$	x	No. of Administered Songs Used
Modification	$\frac{2\% \text{ of Gross Ticket Sales per show}}{\text{Total No. of Songs Used}}$	x	No. of Administered Songs Used

#### 2. Complimentary Tickets with no Printed Value

- A. No charge if number of complimentary tickets is not more than 5% of the total number of tickets sold.
- B. If quantity is more than 5% of tickets sold, the excess will be assessed based on 2% of the equivalent price of a ticket in the same section/category.

### B. NON-TICKETED DRAMATICO-MUSICAL SHOW

2% of Total Production Cost (subject to minimum fee determined based on seating capacity)

#### NOTE:

If additional music are played (before, during breaks, and/or after the show), that are not part of the dramatico-musical, a **Php 5,000.00 blanket fee** shall be payable on a per show basis.

#### MINIMUM FEE

CATEGORY	SEATING CAPACITY	MINIMUM FEE
TICKETED & NON-TICKETED DRAMATICO-MUSICAL SHOWS	1-200 seats	3,000.00
	201-500 seats	5,000.00
	501-1000 seats	7,500.00
	1001-2000 seats	10,000.00
	2001-3000 seats	12,500.00
	3001-4000 seats	15,000.00
	4001-5000 seats	17,500.00
	5001-6000 seats	20,000.00
	6001-7000 seats	22,500.00
	7001-8000 seats	25,000.00
	8001-9000 seats	27,500.00
	9001-10000 seats	30,000.00
	10001-12500 seats	40,000.00
	12501-15000 seats	50,000.00
	15001-17500 seats	60,000.00
	17501-20000 seats	70,000.00
	20001-30000 seats	80,000.00
30001-40000 seats	90,000.00	
40001-50000 seats	100,000.00	
Over 50,000 seats	110,000.00	

The rates indicated are net of Value Added Tax

A 40% penalty fee shall be imposed on top of the assessed license fee if copyrighted musical compositions under FILSCAP's worldwide repertoire are used prior to securing the necessary license.

For the Rates & Licensing Committee:

MS. RACHEL DACILLO  
Chairman

01/23/18

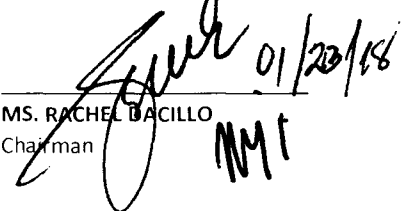
**RATES FOR NEW MEDIA**

CATEGORY	PLATFORM		RATE BASED ON GROSS REVENUE	ANNUAL MINIMUM FEE
MUSIC CENTRIC	Digital Service Providers	Streaming	11.25%	Amount depending on the type and extent of service
		Streaming with Downloading	15.00%	
		Streaming with Offline Playback (Temporary Downloading)	15.00%	
	Digital Radio	Stand Alone Digital Radio	6.00%	50,000.00
		Digital Radio Simulcast with Terrestrial Radio (fee is on top of the Terrestrial Radio)	2.00%	30,000.00
	Website	Streaming	4.50%	30,000.00
		Streaming with Downloading	6.00%	
	Mobile App	Mobile App (Streaming only)	2.25%	30,000.00
		Mobile App with Download	3.00%	30,000.00
NON-MUSIC CENTRIC (e.g., News, Weather, Movie and Sports)	Non-Commercial Personal Websites (without ads)			1,200.00
	Government, Religious, Charitable, Educational Websites			3,000.00
	Commercial Websites (with ads)			12,000.00
	Mobile App (Streaming only)		1.50%	15,000.00
	Mobile App with Download		2.00%	15,000.00

The rates indicated are net of Value Added Tax

A 40% penalty fee shall be imposed on top of the assessed license fee if copyrighted musical compositions under FILSCAP's worldwide repertoire are used prior to securing the necessary license.

For the Rates & Licensing Committee:

 01/23/18  
 MS. RACHEL DACILLO  
 Chairman

## RATES FOR MALLS, SHOPPING CENTERS and Similar Establishments


MUSIC USAGE AND BASIS OF RATE	ANNUAL RATES	
	METRO MANILA	PROVINCIAL
Live Music	PhP 1,331.00 per non-ticketed show or PhP 66,550.00 blanket fee for one year	
<b>Mechanical Music in Lobby and Common Areas</b>		
First 500sqm	7,320.50	5,856.40
501sqm - 600sqm	8,651.50	6,921.20
601sqm - 700sqm	9,982.50	7,986.00
701sqm - 800sqm	11,313.50	9,050.80
801sqm - 900sqm	12,644.50	10,115.60
901sqm - 1000sqm	13,975.50	11,180.40
Each additional sqm	9.32	7.45

*The rates indicated are net of Value Added Tax*

***A 40% penalty fee shall be imposed on top of the assessed license fee if copyrighted musical compositions under FILSCAP's worldwide repertoire are used prior to securing the necessary license.***

For the Rates & Licensing Committee:

MS. RACHEL DACILLO  
Chairman

 01/23/18  
Miri

## RATES FOR RETAIL STORES, DEPARTMENT STORES, SUPERMARKETS and Similar Establishments

MUSIC USAGE AND BASIS OF RATE	ANNUAL RATES	
	METRO MANILA	PROVINCIAL
<b>Mechanical Music</b>		
25sqm or less	3,327.50	2,662.00
26sqm - 50sqm	3,660.25	2,928.20
51sqm - 100sqm	4,392.30	3,513.84
101sqm - 200sqm	5,417.17	4,333.74
201sqm - 300sqm	6,501.94	5,201.55
301sqm - 400sqm	7,586.70	6,069.36
401sqm - 500sqm	8,671.47	6,937.17
501sqm - 600sqm	9,756.23	7,804.98
601sqm - 700sqm	10,841.00	8,672.80
701sqm - 800sqm	11,925.76	9,540.61
801sqm - 900sqm	13,010.53	10,408.42
901sqm - 1000sqm	14,095.29	11,276.23
Each additional sqm	10.85	8.68

*The rates indicated are net of Value Added Tax*

***A 40% penalty fee shall be imposed on top of the assessed license fee if copyrighted musical compositions under FILSCAP's worldwide repertoire are used prior to securing the necessary license.***

For the Rates & Licensing Committee:

MS. RACHEL DACILLO  
Chairman

*[Handwritten Signature]*  
01/23/18  
*[Handwritten Initials]*

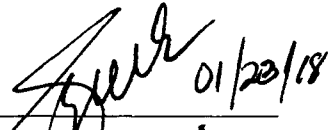
**RATES FOR WELLNESS & FITNESS (Spa, Gym, Salon, Clinic)**

MUSIC USAGE AND BASIS OF RATE	ANNUAL RATES	
	METRO MANILA	PROVINCIAL
<b>Mechanical Music</b>		
50 sqm or less	2,928.20	2,342.56
51 sqm - 75sqm	3,327.50	2,662.00
76 sqm - 100sqm	3,660.25	2,928.20
101 sqm - 150sqm	3,993.00	3,194.40
151 sqm - 200sqm	4,392.30	3,513.84
Each additional sqm	7.32	5.86

*The rates indicated are net of Value Added Tax*

***A 40% penalty fee shall be imposed on top of the assessed license fee if copyrighted musical compositions under FILSCAP's worldwide repertoire are used prior to securing the necessary license.***

For the Rates & Licensing Committee:

 01/23/18  
 \_\_\_\_\_  
 MS. RACHEL DACILLO  
 Chairman

**RATES FOR TRANSPORT**

CATEGORY	MUSIC USAGE AND BASIS OF RATE	ANNUAL RATE
SEA TRANSPORT	<b>Mechanical Music in Common Areas</b>	
	25sqm or less	2,662.00
	26sqm - 50sqm	3,327.50
	51sqm - 100sqm	3,993.00
	101sqm - 200sqm	4,658.50
	201sqm - 300sqm	5,324.00
	301sqm - 400sqm	5,989.50
	401sqm - 500sqm	6,655.00
	501sqm - 600sqm	7,986.00
	601sqm - 700sqm	9,317.00
	701sqm - 800sqm	10,648.00
	Each additional sqm	8.65
	<b>Mechanical Music in Guest Rooms</b>	
	Per Room	66.55
	<b>Mechanical Music in Restaurants and Coffee Shops</b>	
	First 50 seats	6,655.00
	51-75 seats	8,651.50
76-100 seats	10,648.00	
Each additional seat	53.24	

BUSES	First 10 units (per bus)	4,235.00
	Next 10 units (per bus)	3,811.50
	Next 10 units (per bus)	3,239.78
	Next 10 units (per bus)	2,591.82
	Next 10 units (per bus)	1,943.87
	Each additional unit	1,270.50

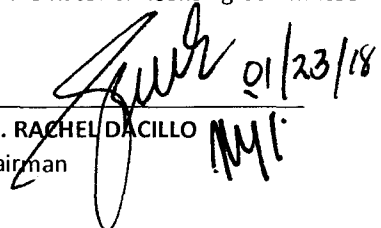
CATEGORY	MUSIC USAGE AND BASIS OF RATE	ANNUAL RATE
PASSENGER TERMINALS	25sqm or less	1,996.50
	26sqm - 50sqm	2,662.00
	51sqm - 100sqm	3,327.50
	101sqm - 200sqm	3,993.00
	201sqm - 300sqm	4,658.50
	301sqm - 400sqm	5,324.00
	401sqm - 500sqm	5,989.50
	501sqm - 600sqm	6,655.00
	601sqm - 700sqm	7,320.50
	701sqm - 800sqm	7,986.00
	801sqm - 900sqm	8,651.50
	901sqm - 1000sqm	9,317.00
	Each additional sqm	5.99

AIR TRANSPORT	<b>Boarding and Landing Music</b>	
	First 100 seating capacity	6,655.00
	Each additional seat	13.31
	<b>In-Flight Music (Audio Only)</b>	
	First 100 seating capacity	13,310.00
	Each additional seat	13.31
	<b>In-Flight Music (Audio Visual)</b>	
	First 100 seating capacity	15,972.00
Each additional seat	26.62	

The rates indicated are net of Value Added Tax

A 40% penalty fee shall be imposed on top of the assessed license fee if copyrighted musical compositions under FILSCAP's worldwide repertoire are used prior to securing the necessary license.

For the Rates & Licensing Committee:

 01/23/18  
 MS. RACHEL DACILLO  
 Chairman



## RATES FOR AMUSEMENT CENTERS


CATEGORY	MUSIC USAGE AND BASIS OF RATE	ANNUAL RATES	
		METRO MANILA	PROVINCIAL
THEME PARKS AND AMUSEMENT CENTERS	<b>Live Music</b>		
	Previous Year's Gross Annual Expenditure (GAE) for Music		
	First Php 2M	3.33%	2.66%
	Amount in Excess of Php 2M	2.40%	1.92%
	Minimum Fee	33,275.00	26,620.00
	<b>Mechanical Music in Lobby and other Common Areas</b>		
	500sqm or less	7,320.50	5,856.40
	501sqm - 600sqm	8,651.50	6,921.20
	601sqm - 700sqm	9,982.50	7,986.00
	701sqm - 800sqm	11,313.50	9,050.80
	801sqm - 900sqm	12,644.50	10,115.60
	901sqm - 1000sqm	13,975.50	11,180.40
	Each additional sqm	9.32	7.45
	BILLIARD HALLS BOWLING ALLEYS	<b>Mechanical Music</b>	
First 5 Tables/Lanes (1-5)		732.05	585.64
Next 5 Tables/Lanes (6-10)		585.64	468.51
Per additional table/lane		439.23	351.38

The rates indicated are net of Value Added Tax

**A 40% penalty fee shall be imposed on top of the assessed license fee if copyrighted musical compositions under FILSCAP's worldwide repertoire are used prior to securing the necessary license.**

For the Rates & Licensing Committee:

MS. RACHEL DACILLO  
Chairman

 01/23/18

## RATES FOR CINEMA

MUSIC USAGE AND BASIS OF RATE	ANNUAL RATES	
	METRO MANILA	PROVINCIAL
First 100 seats	13,310.00	10,648.00
Next 100 seats	6,655.00	5,324.00
Per additional seat	39.93	31.94

*The rates indicated are net of Value Added Tax*

*A 40% penalty fee shall be imposed on top of the assessed license fee if copyrighted musical compositions under FILSCAP's worldwide repertoire are used prior to securing the necessary license.*

For the Rates & Licensing Committee:

  
MS. RACHEL DACILLO  
Chairman

01/23/18  
MI

**RATES FOR MUSIC-ON-HOLD**

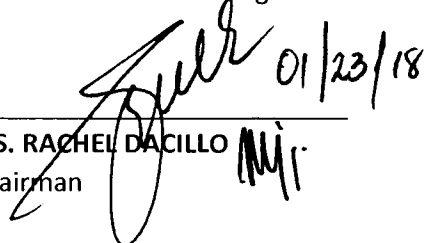
MUSIC USAGE AND BASIS OF RATE	ANNUAL RATES	
	METRO MANILA	PROVINCIAL

Number of External Lines (Trunk Line/Direct Line) per Location		
1-5 Lines	6,655.00	5,324.00
6-10 Lines	11,712.80	9,370.24
11-25 Lines	23,292.50	18,634.00
26-50 Lines	43,257.50	34,606.00
Per Additional Line	665.50	532.40

*The rates indicated are net of Value Added Tax*

***A 40% penalty fee shall be imposed on top of the assessed license fee if copyrighted musical compositions under FILSCAP's worldwide repertoire are used prior to securing the necessary license.***

For the Rates & Licensing Committee:


  
 MS. RACHEL DACILLO  
 Chairman

01/23/18

## RATES FOR MEDICAL HOSPITALS

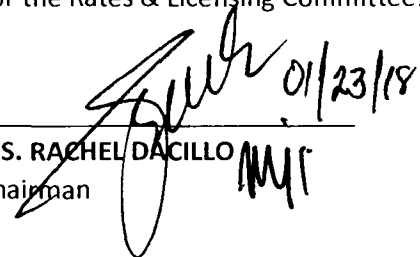
MUSIC USAGE AND BASIS OF RATE	ANNUAL RATES	
	METRO MANILA	PROVINCIAL
<b>Live Performance (Based on Preceding Year's Gross Annual Expenditure for Live Music)</b>		
If GAE is PhP 1M or less	31,611.25	25,289.00
If GAE is over PhP 1M to less than PhP 2M	3.16%	2.53%
GAE In excess of PhP 2M	2.28%	1.82%
<b>Mechanical Music in Lobby, Waiting Area and other Common Areas</b>		
25sqm or less	1,996.50	1,597.20
26sqm - 50sqm	2,662.00	2,129.60
51sqm - 100sqm	3,327.50	2,662.00
101sqm - 200sqm	3,993.00	3,194.40
201sqm - 300sqm	4,658.50	3,726.80
301sqm - 400sqm	5,324.00	4,259.20
401sqm - 500sqm	5,989.50	4,791.60
501sqm - 600sqm	6,655.00	5,324.00
601sqm - 700sqm	7,320.50	5,856.40
701sqm - 800sqm	7,986.00	6,388.80
801sqm - 900sqm	8,651.50	6,921.20
901sqm - 1000sqm	9,317.00	7,453.60
Each additional sqm	5.99	4.79
<b>Mechanical Music in Patients' Rooms</b>		
Per Room	102.49	81.99

*The rates indicated are net of Value Added Tax*

***A 40% penalty fee shall be imposed on top of the assessed license fee if copyrighted musical compositions under FILSCAP's worldwide repertoire are used prior to securing the necessary license.***

For the Rates & Licensing Committee:

MS. RACHEL D'ACILLO  
Chairman

 01/23/18  
MIR

## RATES FOR DANCE SCHOOL/STUDIO

MUSIC USAGE AND BASIS OF RATE	ANNUAL RATES
50sqm or less	10,285.00
51sqm - 100sqm	11,827.75
101sqm - 200sqm	17,741.63
201sqm - 300sqm	23,064.11
Each additional sqm	1,028.50

*The rates indicated are net of Value Added Tax*

*A 40% penalty fee shall be imposed on top of the assessed license fee if copyrighted musical compositions under FILSCAP's worldwide repertoire are used prior to securing the necessary license.*

For the Rates & Licensing Committee:

  
\_\_\_\_\_  
MS. RACHEL DACILLO  
Chairman

## RATES FOR AUDIO-VISUAL PERFORMANCE


When applicable to any category, (i.e., should an establishment also publicly perform any copyrighted musical work under FILSCAP's worldwide repertoire through audio-visual means), the following rate card shall be applied in assessing the additional license fee.

MUSIC USAGE AND BASIS OF RATE	ANNUAL RATES	
	METRO MANILA	PROVINCIAL
Per screen	1,331.00	1,064.80

*The rates indicated are net of Value Added Tax*

*A 40% penalty fee shall be imposed on top of the assessed license fee if copyrighted musical compositions under FILSCAP's worldwide repertoire are used prior to securing the necessary license.*

For the Rates & Licensing Committee:

  
MS. RACHEL DACILLO  
Chairman